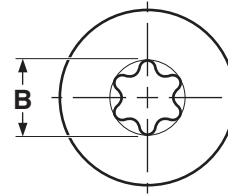
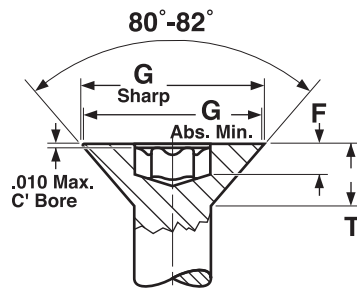


HEAD DIMENSIONS

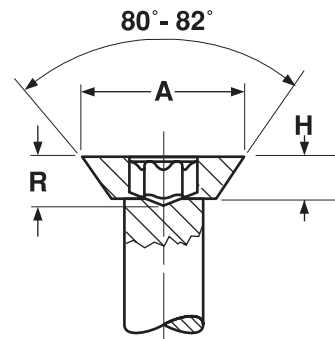
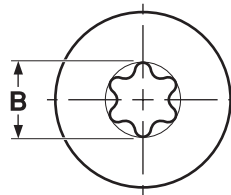
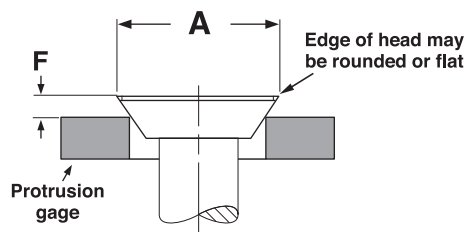
Six-Lobe Flat Six-Lobe Flat Undercut



SIX-LOBE DRIVE FLAT HEADS

ASME
B18.6.3-2013

Nominal Size	G		T	B	F	Fallaway	Driver Size
	Head Diameter		Head Height	Recess Diameter	Gauge Penetration		
	Max	Min	Ref	Ref	Min	Max	
2	.162	.144	.051	.069	.017	.014	T6
4	.212	.191	.067	.094	.028	.019	T8
5	.237	.215	.075	.111	.035	.022	T10
6	.262	.238	.083	.111	.035	.022	T10
8	.312	.285	.100	.132	.040	.026	T15
10	.362	.333	.116	.155	.050	.031	T20
12	.412	.380	.132	.178	.055	.036	T25
1/4	.477	.442	.153	.200	.075	.040	T27
5/16	.597	.556	.191	.266	.087	.047	T40
3/8	.717	.670	.230	.266	.115	.047	T40



SIX-LOBE DRIVE FLAT UNDERCUT HEADS

Camcar

Nominal Size	A		H		B	F		R	Six-Lobe Driver Size
	Head Diameter		Head Height		Recess Diameter	Protrusion Above Gauging Diameter		Recess Penetration Gauging Depth	
	Max	Min	Max	Min	Ref	Max	Min	Min	
2	.172	.146	.036	.028	.069	.029	.017	.019	T6
4	.225	.195	.047	.038	.094	.032	.019	.020	T8
6	.279	.244	.059	.048	.111	.036	.021	.024	T10
8	.332	.292	.070	.058	.132	.039	.023	.035	T15
10	.385	.340	.081	.068	.155	.042	.025	.045	T20
12	.438	.389	.092	.078	.178	.045	.027	.050	T25
1/4	.507	.452	.107	.092	.200	.050	.029	.055	T27